

# Frame Tents

Many Tents, One Sense of Purpose



# Traditional Frame Tent

Simplicity at its Best



If you're looking for a traditional design frame tent, with modern day amenities, look no further. The Traditional Frame Tent is constructed with a structural aluminum frame and durable vinyl tent top covering. The fabric sections are available in expandable and one piece designs allowing you versatility when you need it. The frame system is comprised of poles and fittings of which most are interchangeable between various sizes.

## Benefits


- Simple assembly
- No center poles
- Expandable design
- Standard wall snap line allows for easy installation of side walls
- Interchangeable parts between sizes

## Traditional Frame Tent



## Specifications

- Widths: 10', 12', 15', 20', 30', and 40'
- Fabric: 15oz Laminated PVC
  - Blackout UW, translucent white & colors
  - Fabric certified flame retardant
- Frame: 1" SCH40 structural aluminum
  - 2" OD structural aluminum tube
  - All aluminum anodized
  - Powder coated steel fittings
- Expandable mids available in 5', 10', 15', 20' and 30'
- Expandable sections with lace or clasp connection
- Standard pitch 2:1
- Double reinforced buckle attachment
- Standard wall snap line attachment



# Qwiktop™

The Tensioned Specialist

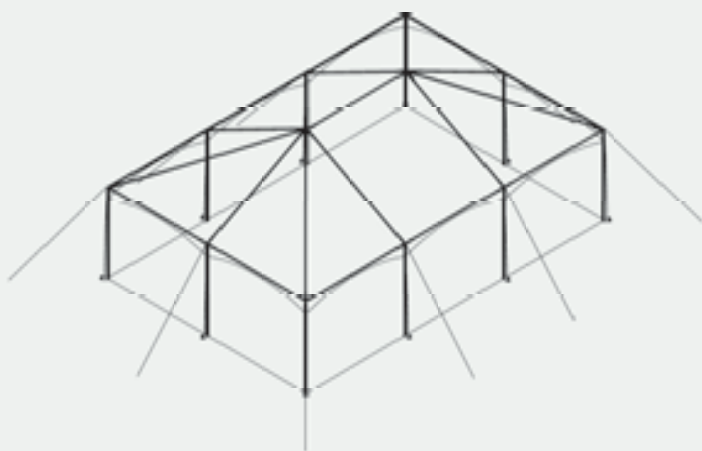


The Qwiktop™ Frame Tent utilizes tensioned valance technology to create a tighter fitting tent top. By using the tensioned valance you can eliminate the traditional “buckles” used to attach the top to the frame thus greatly reducing installation time and offer a better performing covering in foul weather. With a frame identical to the Standard Expandable design a user can always opt to upgrade an existing frame to a Qwiktop™ by simply replacing the top and adding Qwik™ Baseplates. The Qwiktop™ system is available in 1 piece non-expandable versions as well as expandable versions with a lace or metal clasp connection.

## Benefits

- Simple design
- Highly tensioned appearance
- Reduction of installation time
- Expandable and non-expandable versions available
- Standard wall snap line allows for installation of side walls
- Optional “Double Valance” to simplify connection to other tents
- Interchangeable parts between sizes

## QwikTop™



## Specifications

- Widths: 10', 15', 20', 30', and 40'
- Fabric: 15oz Laminated PVC
  - Blackout UW, translucent white & colors
- Fabric certified flame retardant
- Frame: 1" SCH40 structural aluminum
  - 2" OD structural aluminum tube
  - All aluminum anodized
  - Powder coated steel fittings
- Expandable mids available for each width
- Ratchet/Rope tensioners included with each top
- Expandable sections with lace connection or metal clasp connection
- Standard wall snap line attachment



# Festival™

High Peak for High Success

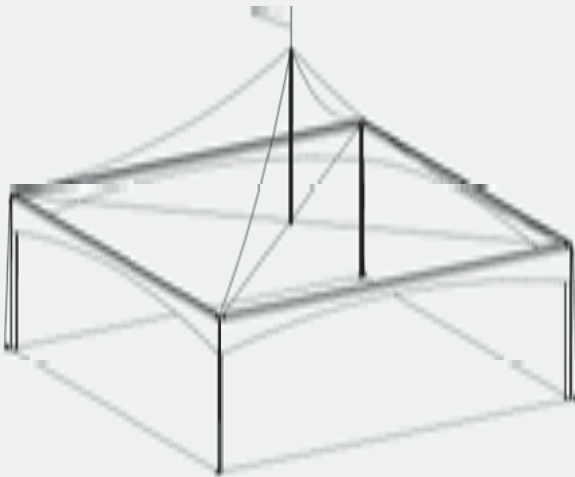


The Festival™ Frame Tent epitomizes structural strength with simplicity of design. The high swooping peaks and tensioned fabric appearance make the Festival™ a favorite for most any outdoor event. The key design principle behind the Festival™ system is the cross-cable mast support system which allows for far less parts than other frame tents and reduces time of installation. Our proprietary valance tensioning system and mid-span tensioning system keep the fabric uniformly tensioned and free of wrinkles without added complexity.

## Benefits


- Fewer frame parts than other frame tents
- Faster installations
- Cross-cable design
- Expandable and non-expandable versions available
- Standard wall snap line allows for installation of side walls
- Optional "Double Valance" to simplify connection to other tents
- Interchangeable parts between sizes

## Festival™



## Specifications

- System engineered for 70mph wind
- Widths: 10', 15', 20', 30', and 40'
- Most Popular Sizes: 10x10, 10x20, 15x15, 20x20, 20x30, 20x40
- Fabric: 15oz Laminated PVC
  - Blackout UW, translucent white & colors
- Fabric certified flame retardant
- Frame: 2" OD structural aluminum tube (10'x and 15'x)
  - Jumbo 2"x4" structural aluminum tube (20'x +)
  - All aluminum anodized
- Powder coated steel fittings
- Expandable mids available for each width
- Ratchet/Rope tensioners included with each top
- Expandable sections with lace connection
- Standard wall snap line attachment



# JumboTrac™

The "Slide-In" Engineered Frame Tent

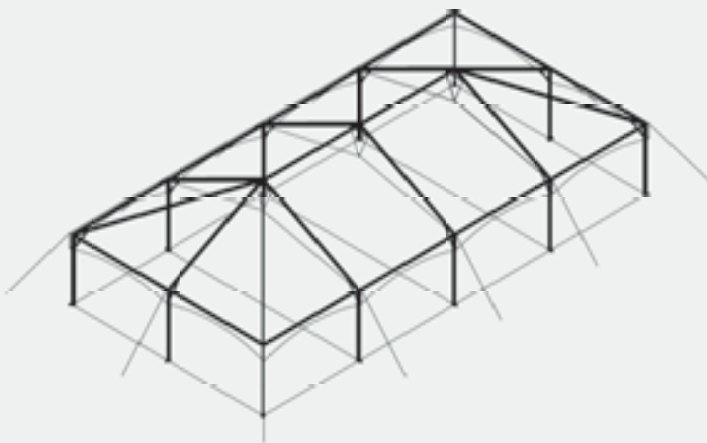


The JumboTrac™ Frame Tent is an engineered tent system that provides exceptional performance in both short term and seasonal applications. The design features a fabric system that slides through a channel in the extruded aluminum frame, allowing for easier installations and significant reduction in wear to the fabric due to repetitive installations. Both the roof and wall fabric slide into channels within the aluminum frame system. Hip, Gable, and Hex end configurations are available to customize the system for the perfect fit to any site. Our proprietary valance tensioning system and mid-span tensioning system keep the fabric uniformly tensioned and free of wrinkles without added complexity.

## Benefits

- Side-in design
- Install fabric on the ground or in the air
- No pins required, push button frame connections
- Standard wall snap line allows for installation of standard side walls
- Track style eave pipe allows for sliding zippered walls that are user friendly
- Optional "Double Valance" to simplify connection to other tents
- Interchangeable parts between sizes

## JumboTrac™



## Specifications

- System engineered for 85mph wind
- Widths: 20', 30', 40', and 50'
- Fabric: 15oz Laminated PVC
  - Blackout UW, translucent white & colors
- Fabric certified flame retardant
- Frame: JumboTrac™ JT 1-2" x 5" aluminum extrusion
  - JumboTrac™ JT 3-2" x 6" aluminum extrusion
  - All aluminum anodized
- Powder coated steel fittings
- Expandable mids available for each width
- Ratchet tensioners included with each top
- JumboTrac™ walls are split for access and feed into leg channel and eave channel
- Standard wall snap line attachment available for use of standard walls



# Indiana Tent Tops

Adding Flexibility



The Indiana tent top is one of Aztec's new Compatible Plus product lines designed to offer existing tent users flexibility and choices when replacing their tent tops. The Indiana Tent Top is designed to be compatible with the Fiesta® brand of frame tents offered by Evansville, Indiana based Anchor Industries. Whether you need to replace an entire top or simply one mid section to your current inventory you are guaranteed to have more options and choices with the Indiana and the Compatible Plus lineup. Tops are available in gable designs with Velcro connections and hip designs with lace connection.

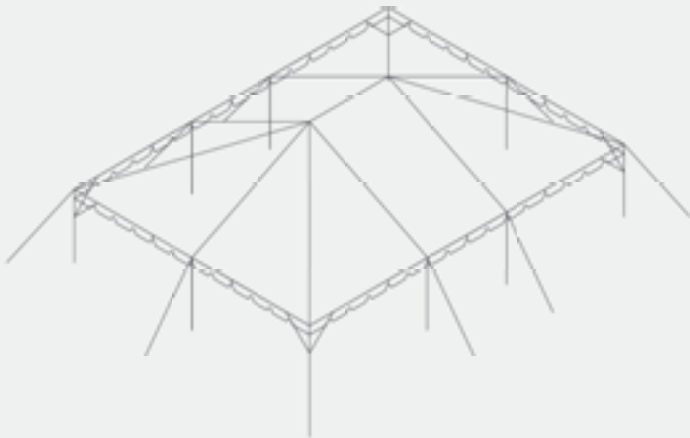
## Benefits

- Added flexibility
- Durable design
- Expandable and non-expandable designs
- Standard wall snap line allows for easy installation of side walls



*A Customer Service Revolution*

## Indiana Tent Tops



## Specifications

- Widths: Gables: 6', 9', and 10'
- Hip Ended: 10', 16', 20', and 30'
- Fabric: 15oz Laminated PVC
  - Blackout UW, translucent white & colors
  - Fabric certified flame retardant
- Gables feature universal Velcro attachment
- Expandable hip design features lace attachment
- Expandable mids available in 5', 10', 15', and 20'
- Standard pitch 2:1
- Double reinforced buckle attachment
- Standard wall snap line attachment





If YOU can IMAGINE it... WE can BUILD it



For over 40 years, Aztec Tents has been established as a leading manufacturer of tents, clearspan structures, and other customized fabric membrane shelters. Whether your needs are for state of the art customized clearspan fabric structures or simply tents for special events, Aztec Tents can provide you with the service, experience, and expertise to help you with your decision.

[www.aztectents.com](http://www.aztectents.com)

**Aztec Tents**  
2665 Columbia Street  
Torrance, CA 90503  
Toll Free (800) 228-3687  
Fax (310) 381-0722